



# Habitat Art! Respecting where we live



## Learning Intention

- Develop understanding of the variety of materials and life at the seashore.
- Create a sculpture using an environmental artist as a model.

## National Curriculum Skills

**Art and Design** – Investigate the natural environment.

**ICT** – Use ICT to further their understanding of information they have retrieved and gathered.

**ESDGC** – The natural environment.

## Activity Outline


- \* Look at the work of Andy Goldsworthy among others.
- \* Discuss what feeling the artist is trying to evoke.
- \* Discuss what the artist is attempting to show.
- \* Discuss why the artist has chosen this medium.
- \* Encourage the pupils to use things from the environment to create an evocative sculpture.
- \* Remember to encourage pupils to be careful when looking in rockpools for materials - and ensure that they show respect for where we live!

## Resources

Printed pictures of works by Andy Goldsworthy (a google image search will reveal lots of images!) - you might like to laminate them to keep them dry and use again!

Things you can find around the beach!


(The pictures included are from a Year 2 class - they might give you some ideas!)



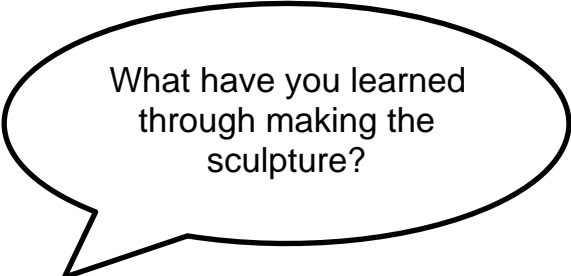
# Creating environmental art

## Lesson Outline

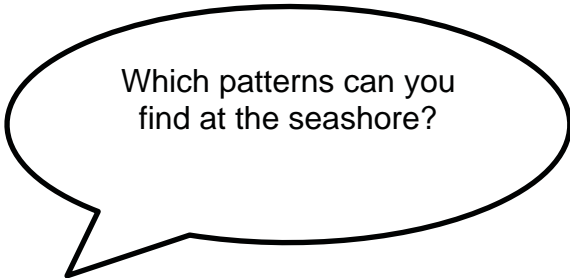
- Discuss the meaning of the sculptures.
- Discuss why some artists use sculpture as their medium.
- Show some of the pictures you have collected, and encourage the pupils to think about what they show and what they mean!
- Encourage the pupils to create their own environmental art - taking care of the things they find - this might also be a good way to encourage less confident pupils to collect resources, look under stones and in rockpools!
- Encourage sorting, discussion and mathematical shapes such as spirals that the pupils might find on animals and shells at the seashore.
- Encourage the pupils to take interesting photographs of their work for display and discussion back at class.
- If the class have used things that might be an important part of a habitat, ensure that they carefully place them back!



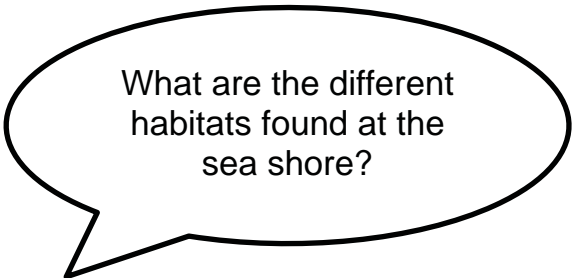
Which sculpture do you like? Why?



What have you learned through making the sculpture?



Which patterns can you find at the seashore?



What are the different habitats found at the sea shore?

